

OFFSHORE DRILLING SEMINAR



January 11th, 2024



DISCLAIMER

All information contained in this report is believed to be correct; however, without guarantee. Statements of opinion are not to be taken as representations of fact and are provided without any commitments or obligations whatsoever. Fearnley Offshore does not assume any responsibility or liability for any reliance therein.

This report may not be reproduced in part or whole without our permission. While information is presented in good faith, Fearnley Offshore cannot accept liability for any errors of fact or opinion, or for any loss incurred by any person who seeks to rely on the information contained herein. Any unauthorized use, dissemination of the information or copying of this report is prohibited

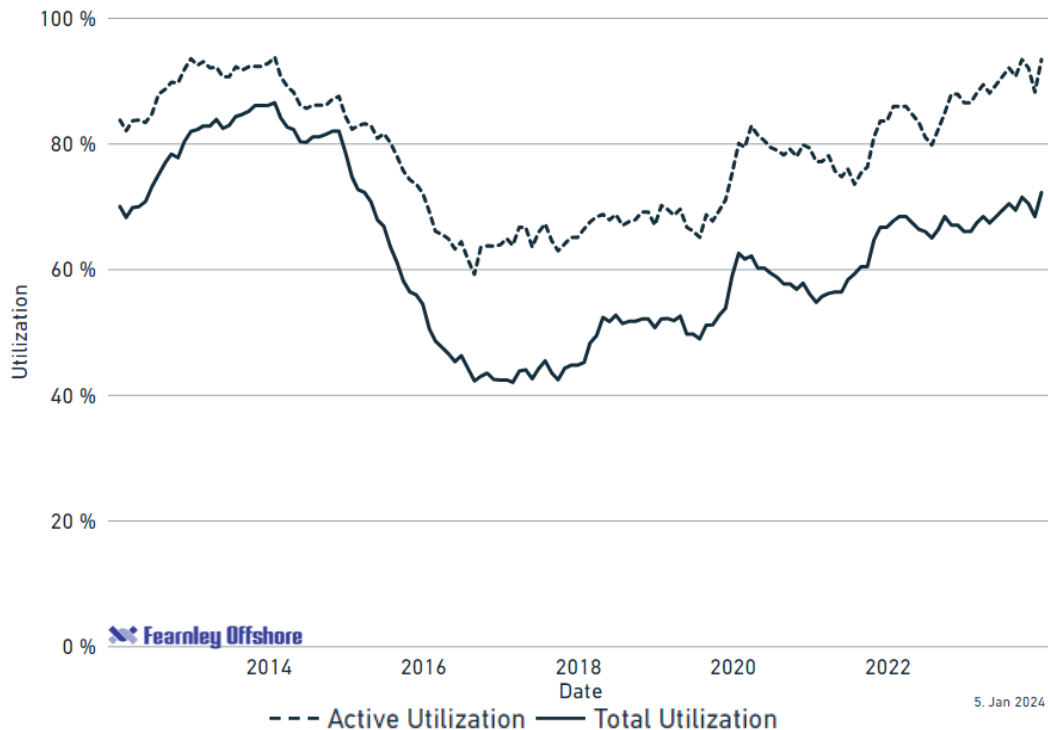
JACKUPS

Undersupply on the Horizon

Jackups – Market Utilization

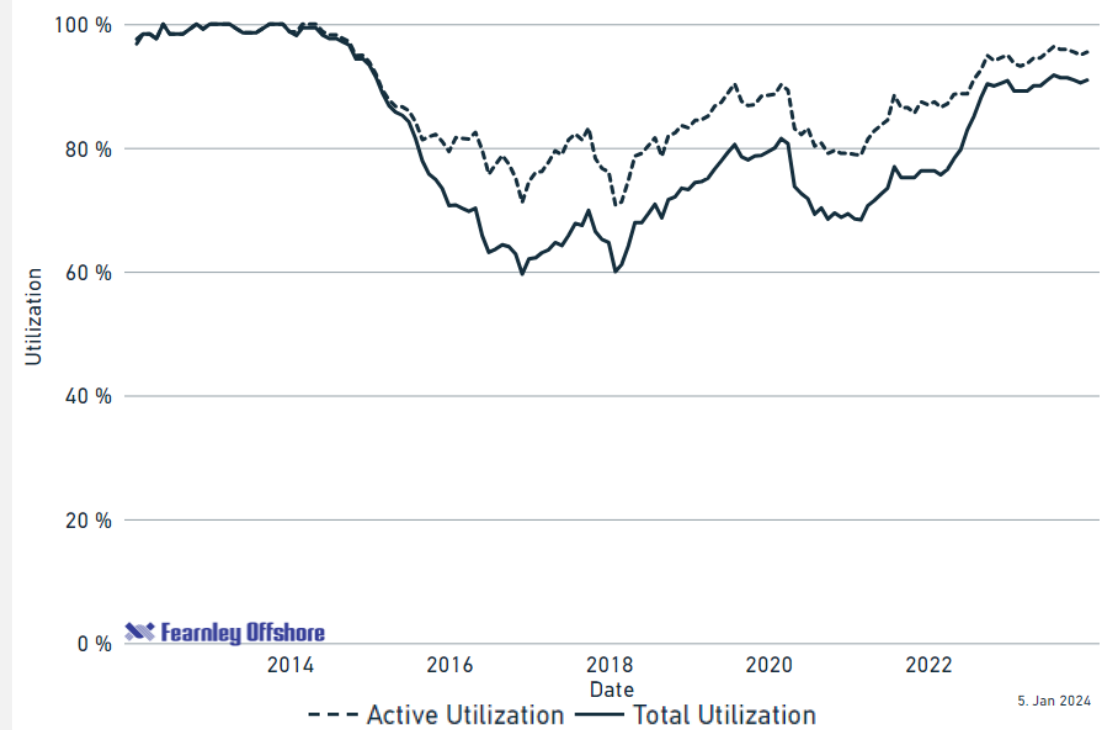


Utilization – Standard Jackups (≥250ft)



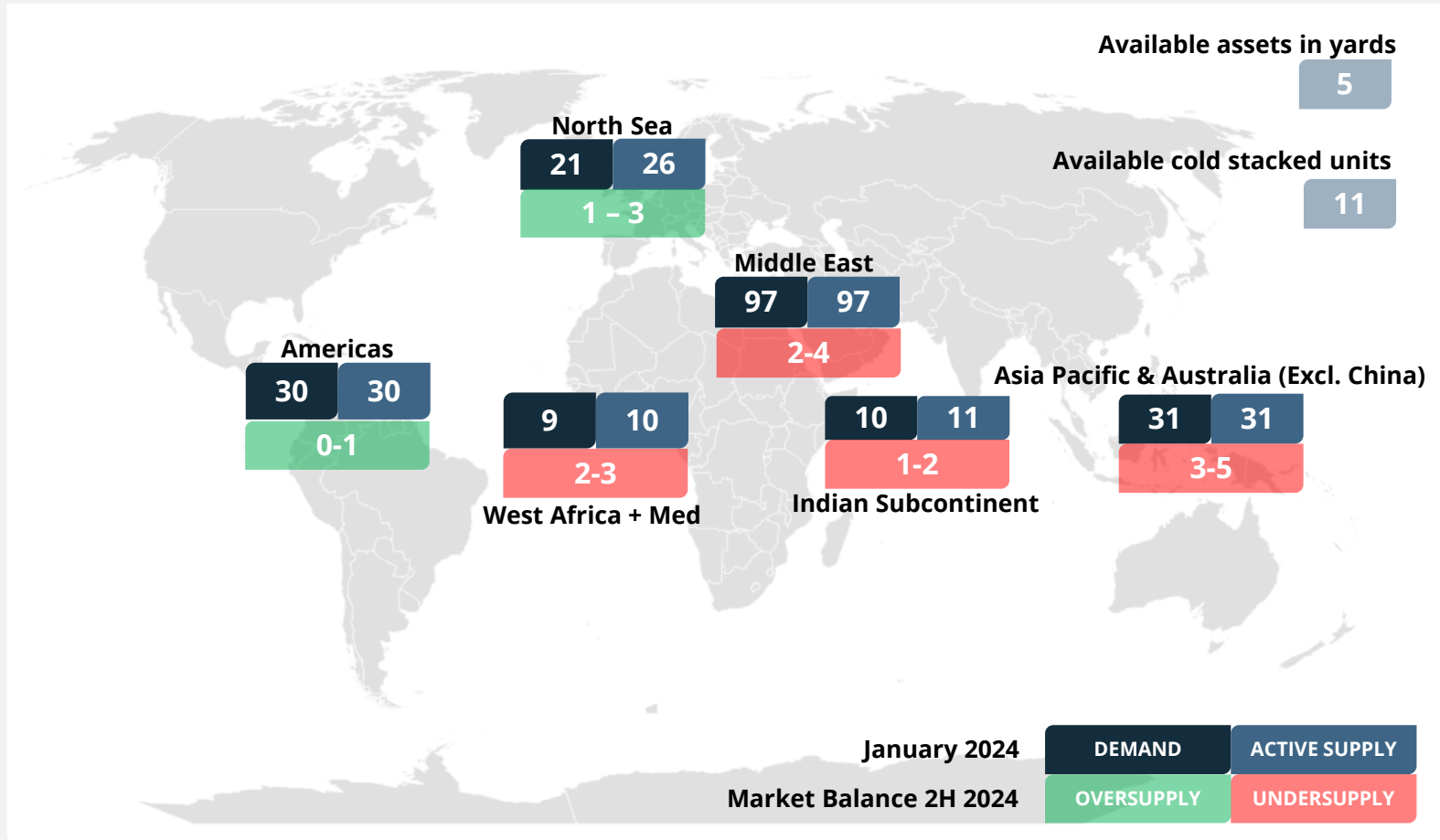
- Active Utilization ~93%, Total Utilization ~72%
- 15 cold stacked units that would require USD 25-40m in reactivation
- Active Utilization above 90% for the last 7 months – Pricing power recently with the contractors

Utilization – Modern Jackups



- Active Utilization ~96%, Total Utilization ~91%
- 11 cold stacked units that would require USD 30-60m in reactivation
- Active Utilization above 90% for the last 18 months – Pricing power environment established for the contractors

Modern Jackups – Regional Distribution Today vs 2H-2024 (Projected)



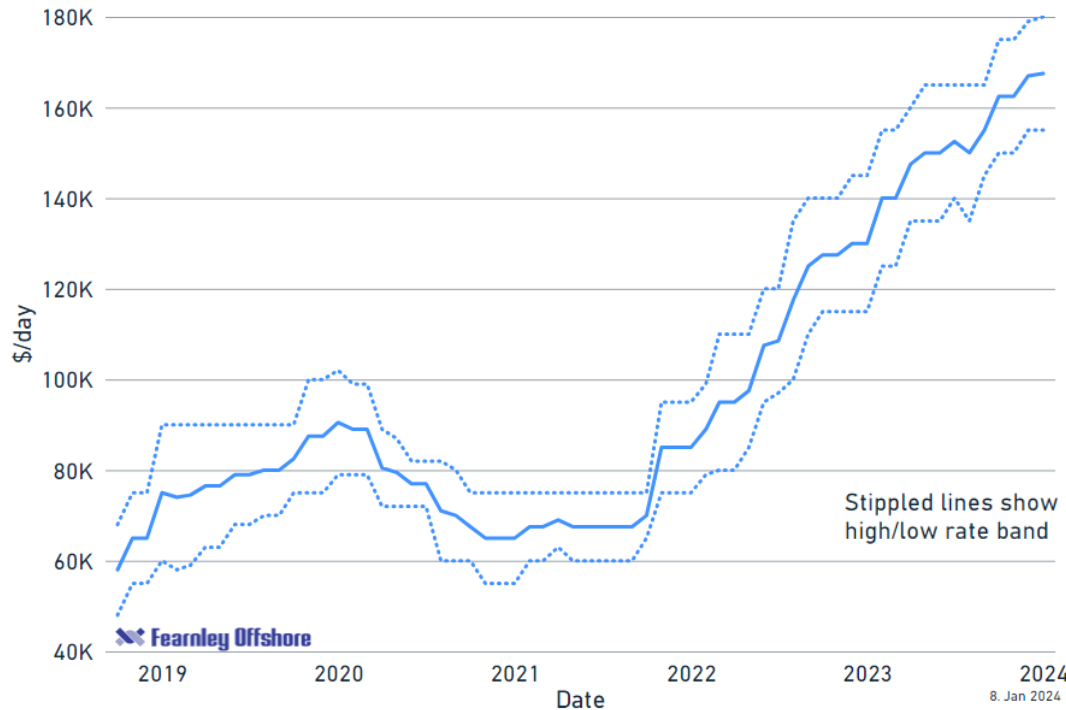
- 2024 looking strong and we foresee the main regions to be undersupplied.
- Harsh Environment units are normally less suitable for Non-Harsh applications outside the North Sea.
- Lead time to reactivate any of the cold stacked units are expected to be 9-15 months.
- Rates will continue to climb.

* We have counted current North Sea Jackups, Noble Regina Allen and Shelf Drilling Perseverance, in Americas and Asia Pacific & Australia, respectively.

Modern Jackups – Day Rate Assessment



Current Market Pricing Trend



Name	Rate Assessment	Trend	1 Month	3 Months	6 Months	12 Months
Modern Jackups	\$155K - \$180K	↗	0%	+3%	+10%	+29%

The day rate assessment is representative of where we see current pricing.

- Day rates for Non-Harsh Jackups have more than doubled over the past three years.
- Day rates have reached a healthy level and will continue to increase during 2024.
- Still a large spread in day rates being offered as we are seeing different pricing behaviors between different contractors.
- In the end, the contractors continue to maintain the pricing power.

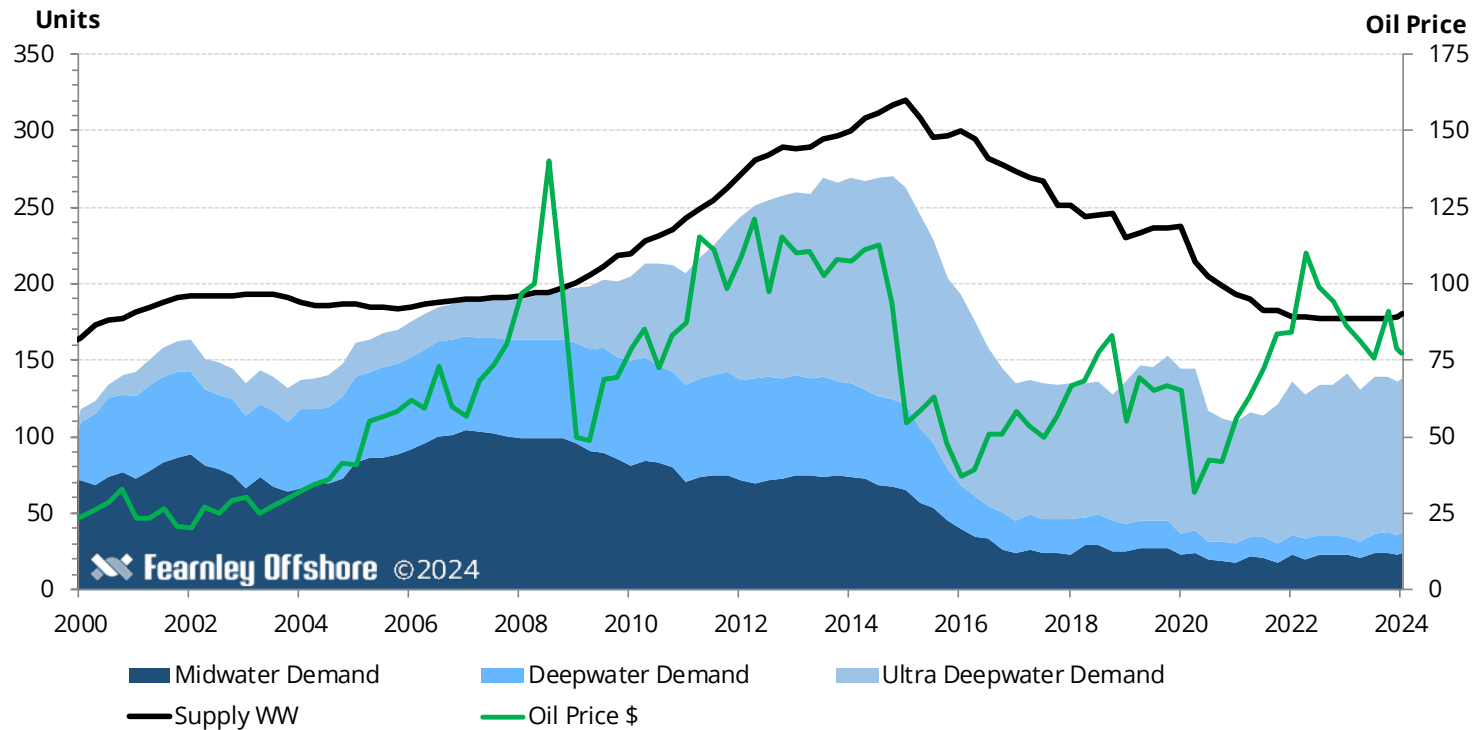
FLOATERS

Finely Balanced Market

Floater Market Overview



Midwater, Deepwater and Ultra Deepwater Floaters



- Following steady demand since 2021, in the golden triangle, the market is now reaching balance.
- Short-term availability expected in H1 2024, particularly in the semi-submersible and lower-technically capable drillship segments.
- The semisubmersible market has been the most fragile with several units warm stacked in 2023.
- 73% of all 2023 fixtures were drillship awards.
- Regardless, marketed utilization maintained a healthy level, reaching a low of 92% in 2023.
- We anticipate further growth in overall rig utilization in the latter half of 2024 beginning of 2025.

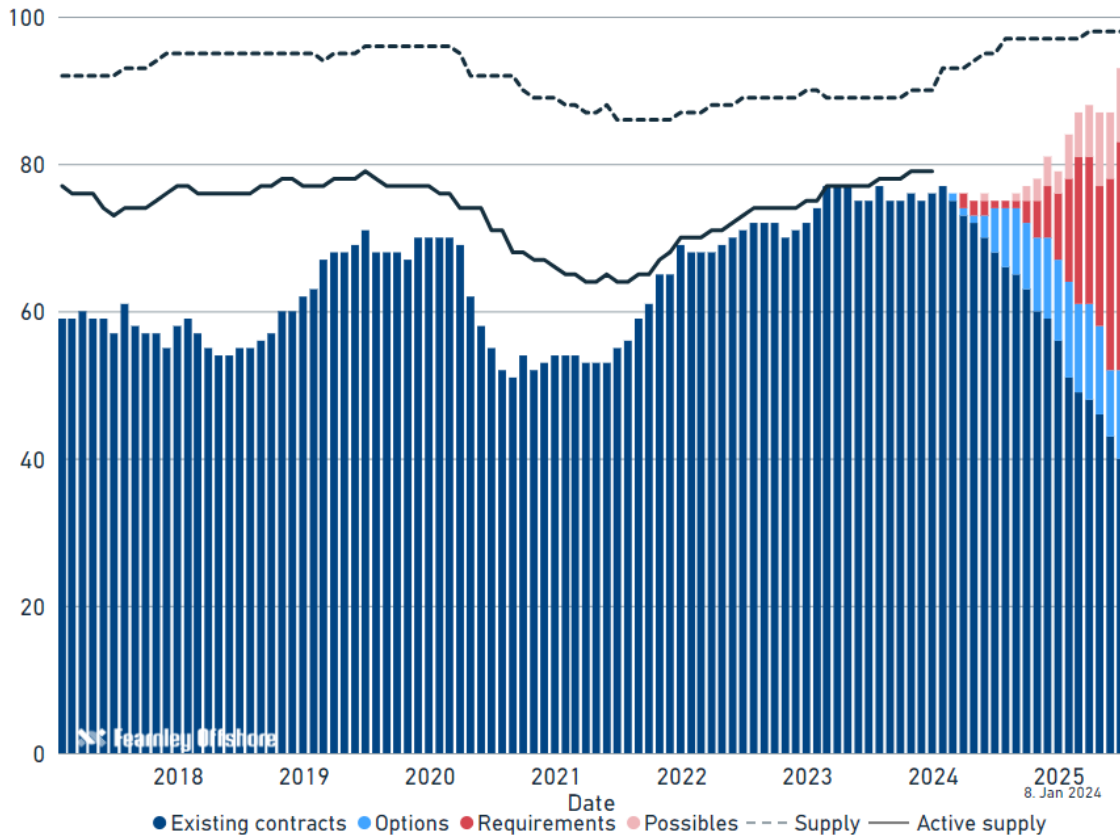
6th & 7th GENERATION DRILLSHIPS

The calm before the storm

6th & 7th Generation Drillship



Supply & Demand Forecast

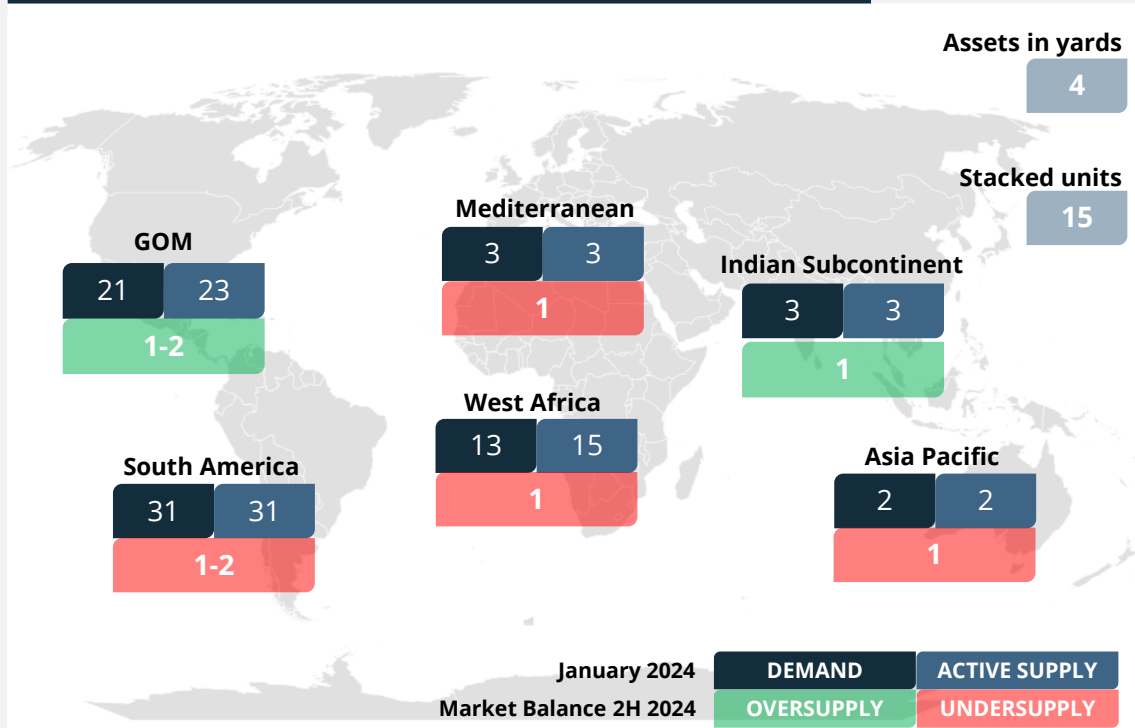


- A delicate market balance is anticipated in 2024, with utilization nearing 100% by the end of the year.
- Demand is primarily fuelled by established markets, particularly for higher-end drill ships.
- Backlog added in 2023 was similar to 2022
- The average lead time has extended to 9-12 months, and the average contract term has increased to 1 year.
- The current temporary market softness is expected to persist into 2H 2024, mainly due to the misalignment of demand entering the market.
- We anticipate over 20 tenders in 2024, with terms extending beyond one year, and several operators have already issued tenders for contracts ranging from 3-5 years.

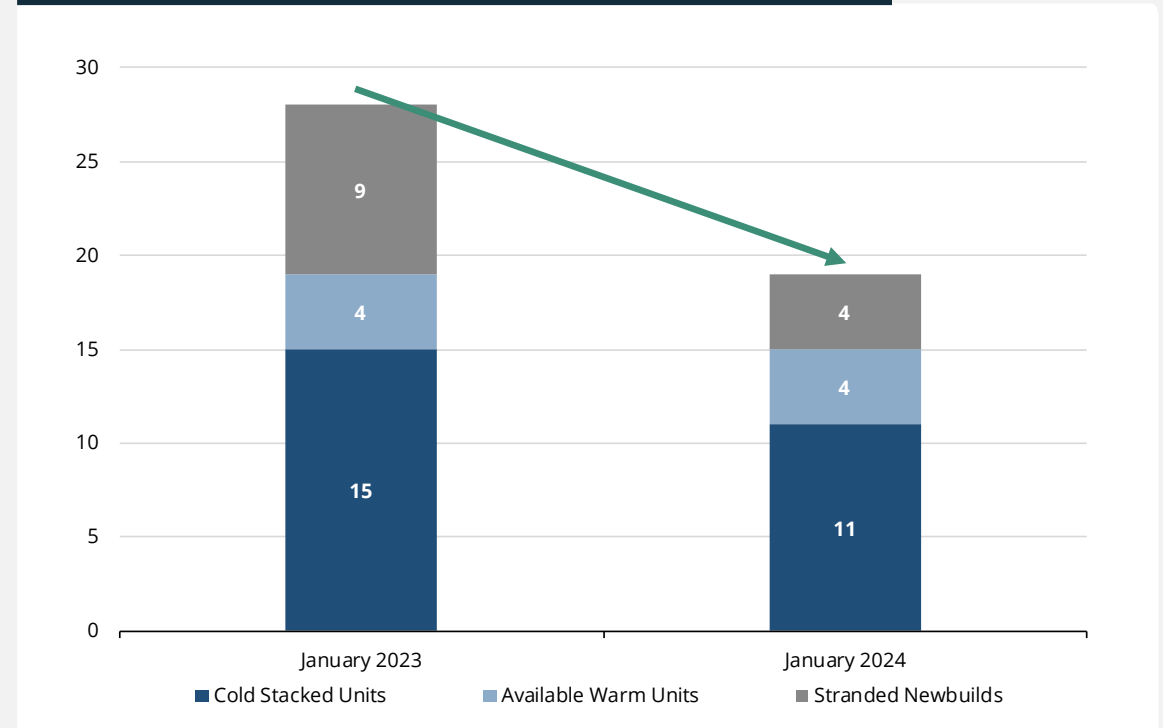
A Fairly Balanced Market – *for now*



Regional Distribution Active Drillships – Forecast for 2H 2024



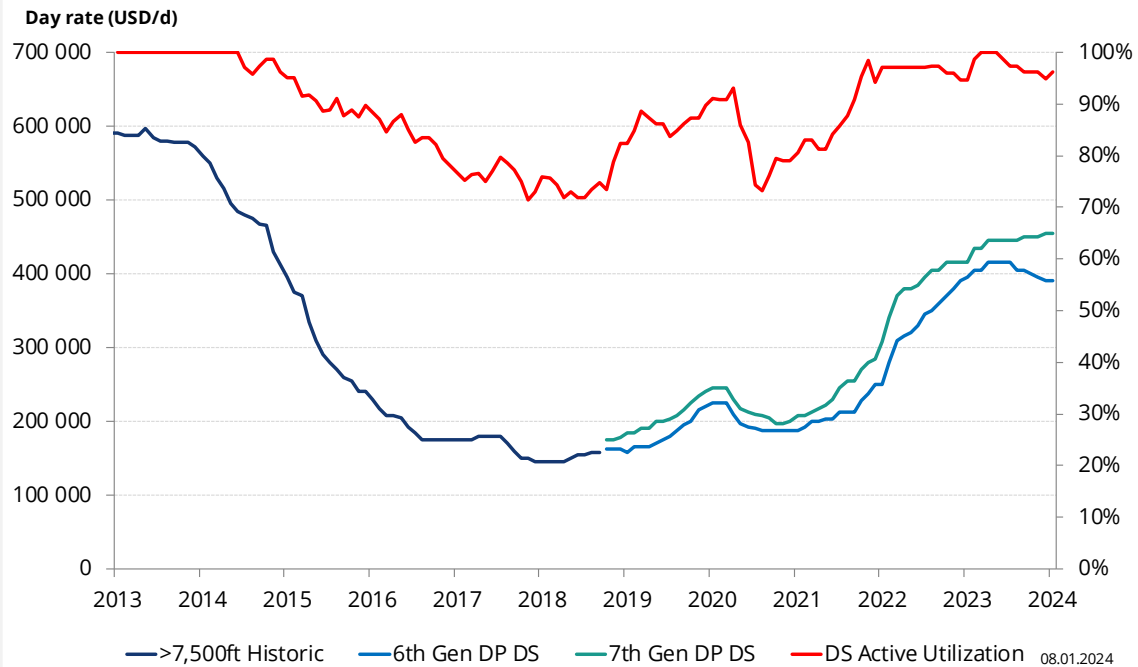
“Non-Contracted” 6th & 7th Gen Drillships – Now vs. A Year Ago



- West Africa, Mediterranean and South America are anticipated to be undersupplied by the end of 2024. The GOM currently looks to be oversupplied, however this could change quickly
- Idle capacity has significantly reduced by 32% in 2023 all while maintaining utilization rates at 94% or above in 2023
- Long equipment lead times and high cost for reactivations translate into longer reactivation rig to 12+ months
- The expected rise in undersupply is projected to go up from **2** units in the Q4 2024 to **3-5** units by 1H 2025.



6th & 7th Generation Drillship – Market Rate Assessment



- 2023 saw a similar amount of backlog added as in 2022. However, we have seen a bifurcation in the market and rates
- High speciation rigs have continued to move rates forward pushing averages toward \$500k mark
- On the flipside, drillers have had to price competitively their lower specification units to ensure utilization.
- Overall, drillers in general have maintained disciplined in their approach to pricing, which has allowed rates to move upwards

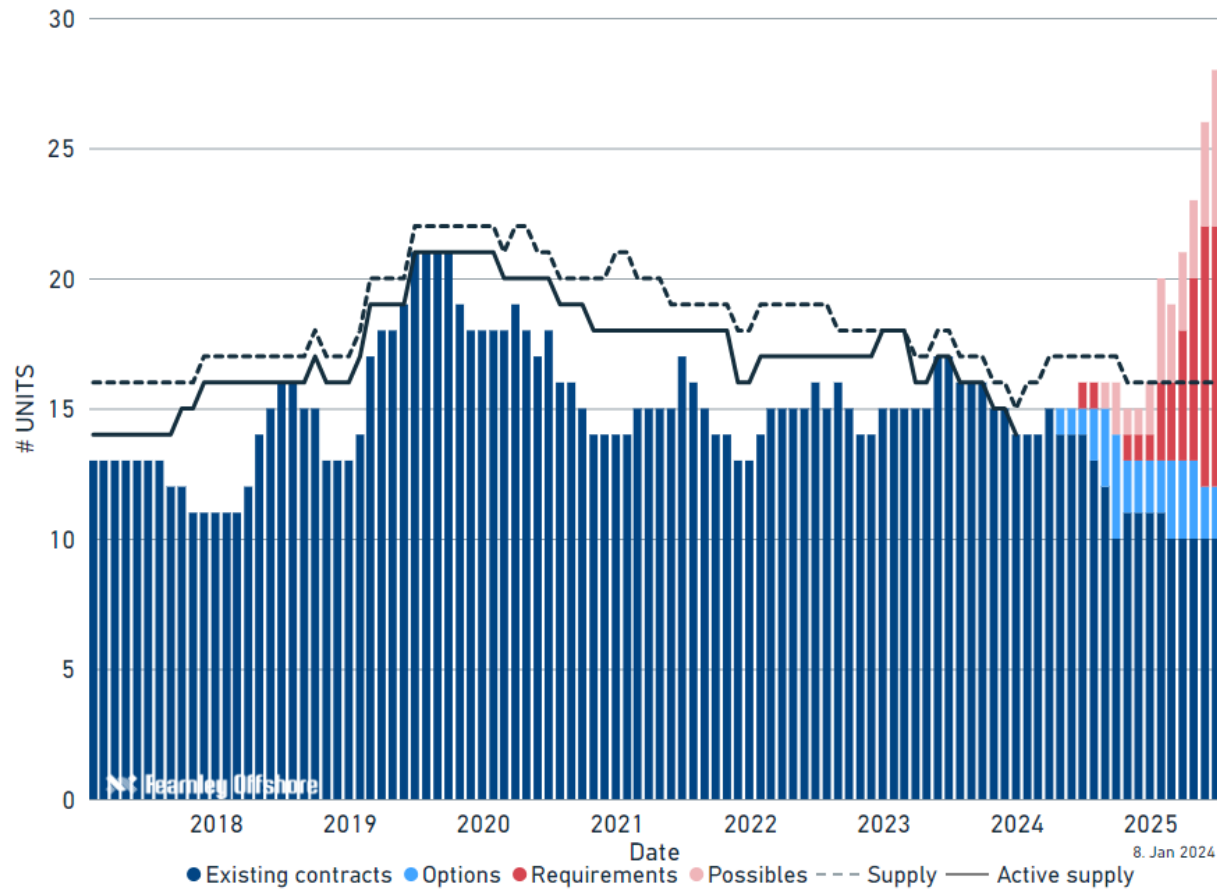
HARSH ENVIRONMENT FLOATERS

On the brink of a comeback

Contract Status & Expected Demand – Harsh Environment Floaters



Supply & Demand – 5th & 6th Gen Semisubmersibles – North Sea + Canada





- Active supply has witnessed a reduction of 7 units since peak in 2019. Most of the units have left for Namibia and Australia.
- Anticipating a relatively stable demand/supply balance in 2024 with a projected tightening in 2025.
- Shortage of high-spec semisubmersibles expected in Norway and Canada by 2025.
- Demand is in recovery mode, and the ability of the supply to meet all excess demand remains uncertain.
- Some of these requirements will be covered by lower spec units and units mobilizing back.

Summary

- Jack-Up market intensifying and is anticipated to be undersupplied in 2024, thus we remain extremely positive in this segment.
- Floater market remains delicately balanced in 2024, with temporary availability in the early part of the year.
- Increased drilling activity for drillships in key regions is anticipated to drive demand in late 2024 pushing utilization and rates.
- Idle capacity requires significant investment and has a long lead time, thus will not impact 2024 supply.

- Strong fundamentals persist across all market segments, setting the stage for an exciting second half of 2024 ***onwards***.

-  Investment Banking | Direct Investments
-  Renewable Energy & Cleantech
-  Aquaculture
-  Shipping
-  Offshore Rig
-  Offshore Supply
-  Energy Broking



Oslo	Hong Kong	Mumbai	Santa Barbara	Stockholm
Beijing	Shanghai	New York	Singapore	Dubai
Tokyo	London	Houston	Kuala Lumpur	

The Astrup Fearnley Global Network