



Diamond Offshore

Fearnley Securities Offshore Drilling Seminar

New York / London

January 10th / 11th, 2024





Disclaimer

The statements in this presentation that are not historical facts, including statements regarding future performance, are forward-looking statements within the meaning of the federal securities laws. All statements, other than statements of historical fact, included in this presentation, including statements regarding business, strategy, financial position, prospects, plans, objectives, forecasts and projections of Diamond Offshore Drilling, Inc. (the “Company”), are forward-looking statements. Forward-looking statements are inherently uncertain and subject to a variety of assumptions, risks and uncertainties that could cause actual results to differ materially from those anticipated or expected by Company management. These risks and uncertainties include, among others, risks associated with oil and natural gas prices and the supply of and demand for oil and natural gas, global demand for drilling services, level of activity in the oil and gas industry, renewing or replacing expired or terminated contracts, contract cancellations and terminations, maintenance and realization of backlog, impairments and retirements, operating risks, regulatory initiatives and compliance with governmental regulations, litigation, rig reactivations, and various other factors, many of which are beyond the Company’s control. A discussion of the risk factors and other considerations that could materially impact the Company’s overall business and financial performance can be found in the Company’s reports filed with the Securities and Exchange Commission and investors and analysts are urged to review these reports carefully. Given these risk factors, investors and analysts should not place undue reliance on forward-looking statements. Each forward-looking statement speaks only as of the date of such statement, and the Company expressly disclaims any obligation or undertaking to release publicly any updates or revisions to any forward-looking statement to reflect any change in the Company’s expectations or any change in events, conditions or circumstances on which any forward-looking statement is based.

The Company uses non-generally accepted accounting principles (“non-GAAP”) financial measures in this presentation. Generally, a non-GAAP financial measure is a numerical measure of a company’s performance, financial position or cash flows that excludes or includes amounts that are not normally excluded or included in the most directly comparable measure calculated and presented in accordance with GAAP. Management believes that presentation of this data is meaningful to investors because it provides insight with respect to ongoing operating results of the Company and allows investors to better evaluate the financial results of the Company. Non-GAAP financial measures should be considered to be a supplement to, and not as a substitute for, or superior to, financial measures prepared in accordance with GAAP.

Due to the forward-looking nature of certain non-GAAP measures presented in this presentation, including Adjusted EBITDA, no reconciliations of these non-GAAP measure to their most directly comparable GAAP measure are available without unreasonable efforts. This is due to the inherent difficulty of forecasting the timing or amount of various reconciling items that would impact the most directly comparable forward-looking GAAP financial measure, that have not yet occurred, are out of the Company’s control and/or cannot be reasonably predicted. Accordingly, such reconciliation is excluded from this presentation. Forward-looking non-GAAP financial measures provided without the most directly comparable GAAP financial measures may vary materially from the corresponding GAAP financial measures.

This presentation has been prepared by us and includes market data and other statistical information from sources we believe to be reliable, including independent industry publications, governmental publications or other published independent sources. Some data is also based on our good faith estimates, which are derived from our review of internal sources as well as the independent sources described above. Although we believe these sources are reliable, we have not independently verified the information and cannot guarantee its accuracy and completeness. We own or have rights to various trademarks, service marks and trade names that we use in connection with the operation of our businesses.

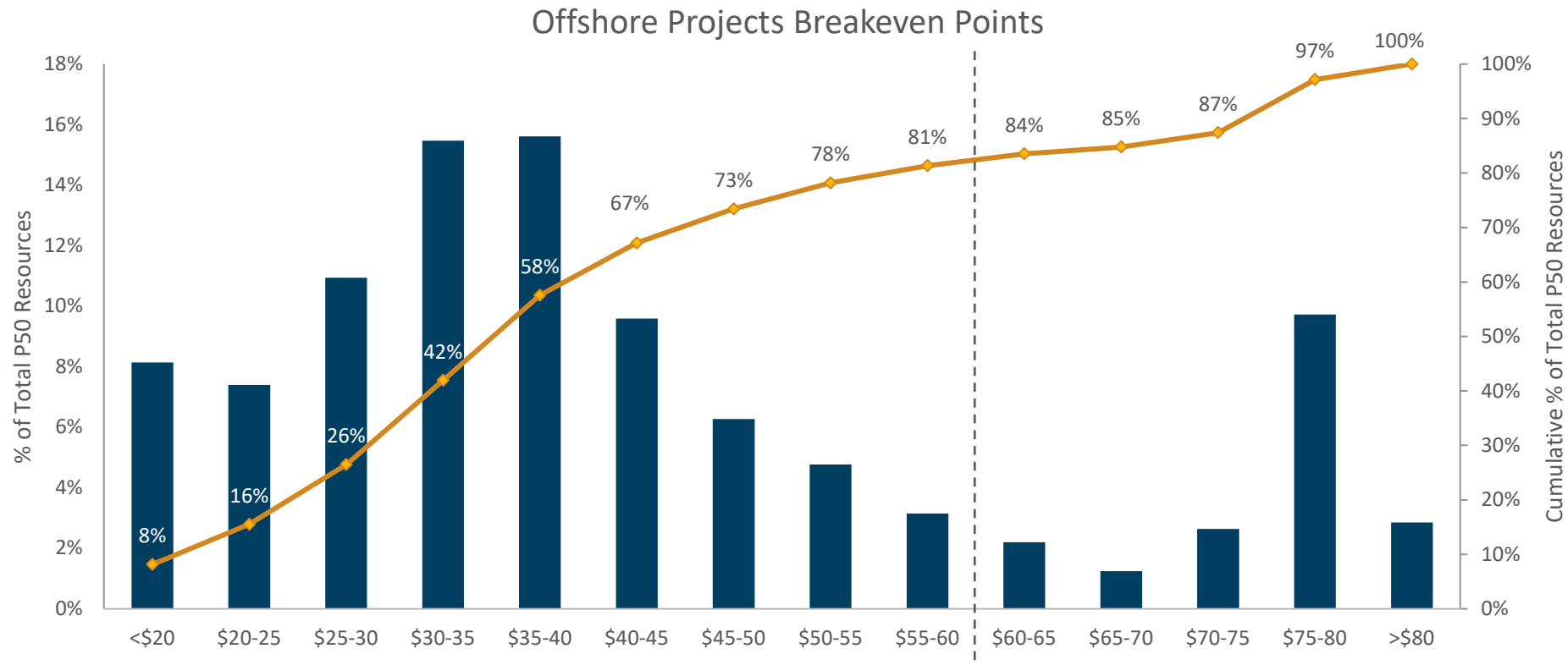
The senior secured second lien notes described in this presentation have not been registered under the Securities Act of 1933, as amended (the “Securities Act”), or any state securities laws, and, unless so registered, the notes may not be offered or sold in the United States except pursuant to an exemption from, or in a transaction not subject to, the registration requirements of the Securities Act and applicable state securities laws. The notes are intended to be offered and sold only to persons reasonably believed to be qualified institutional buyers pursuant to Rule 144A under the Securities Act and to persons outside the United States pursuant to Regulation S under the Securities Act. This presentation shall not constitute an offer to sell, or the solicitation of an offer to buy, any of the notes, nor shall there be any sale of the notes in any state or jurisdiction in which such offer, solicitation or sale would be unlawful prior to registration or qualification under the securities laws of any such state or jurisdiction.

Market Fundamentals



Breakeven Oil Prices for Undeveloped Offshore Reserves

- Over 80% of offshore projects profitable above \$60 Oil

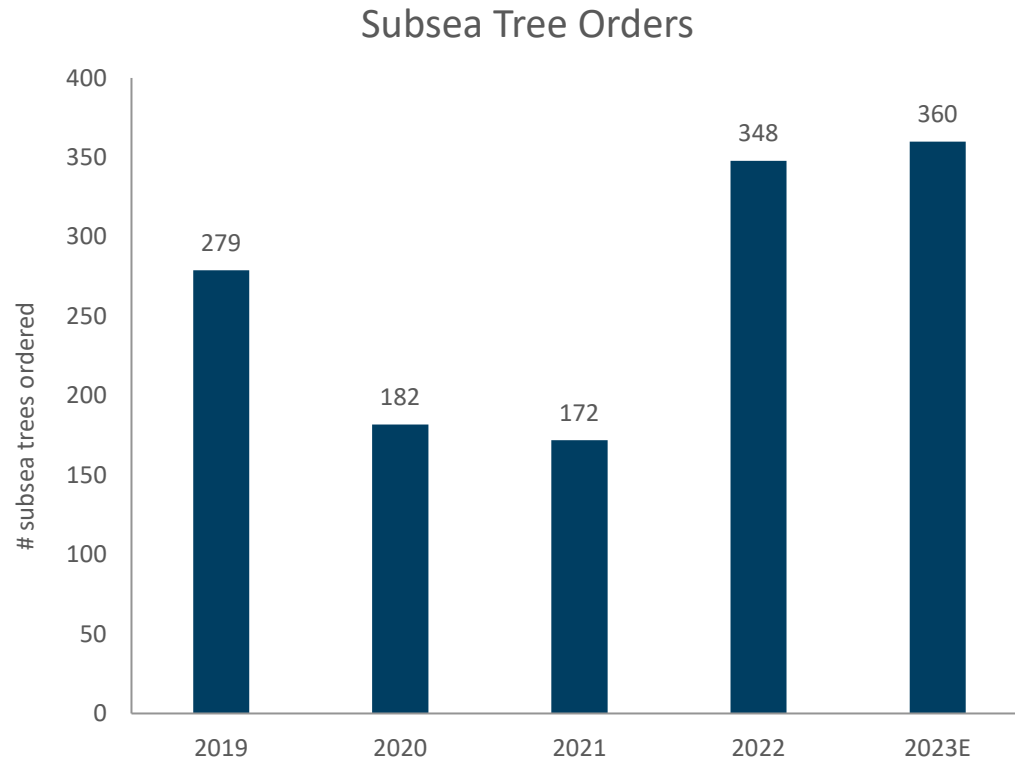


Note: P50 Resources are such offshore resources where there is at least a 50% probability that the quantities recovered will equal or exceed the best estimate.

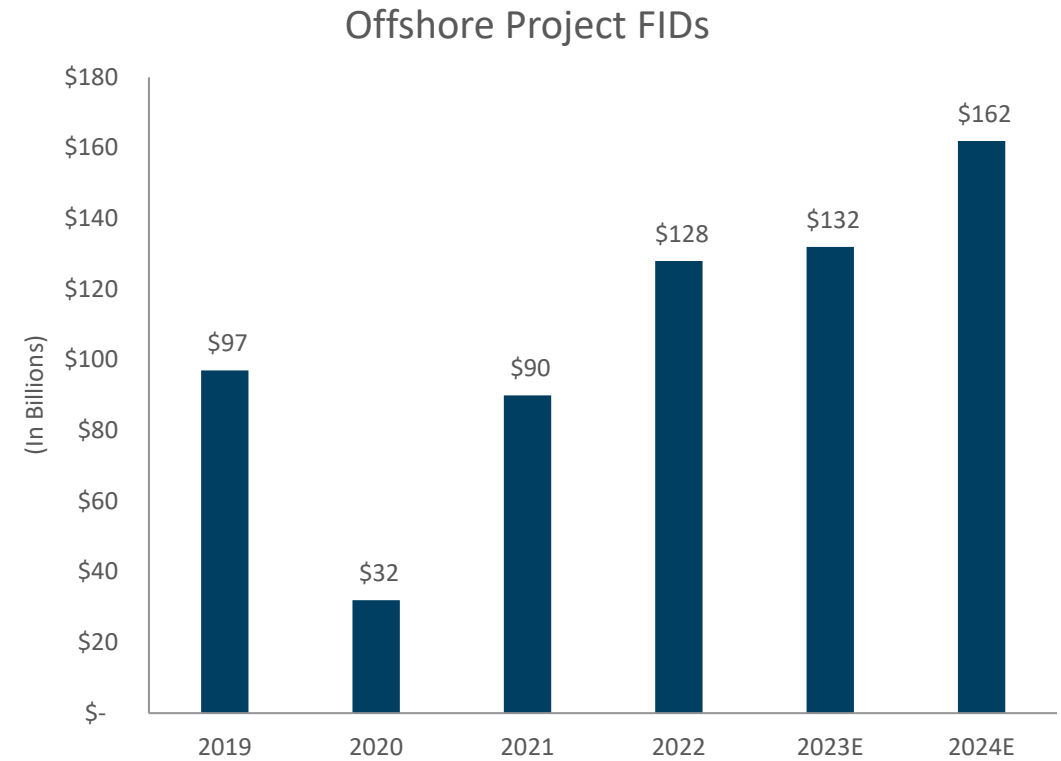
Source: Rystad

Energy Poised for Multi-Year Upcycle

- Growth in subsea tree orders and FIDs support long tail of activity in offshore drilling



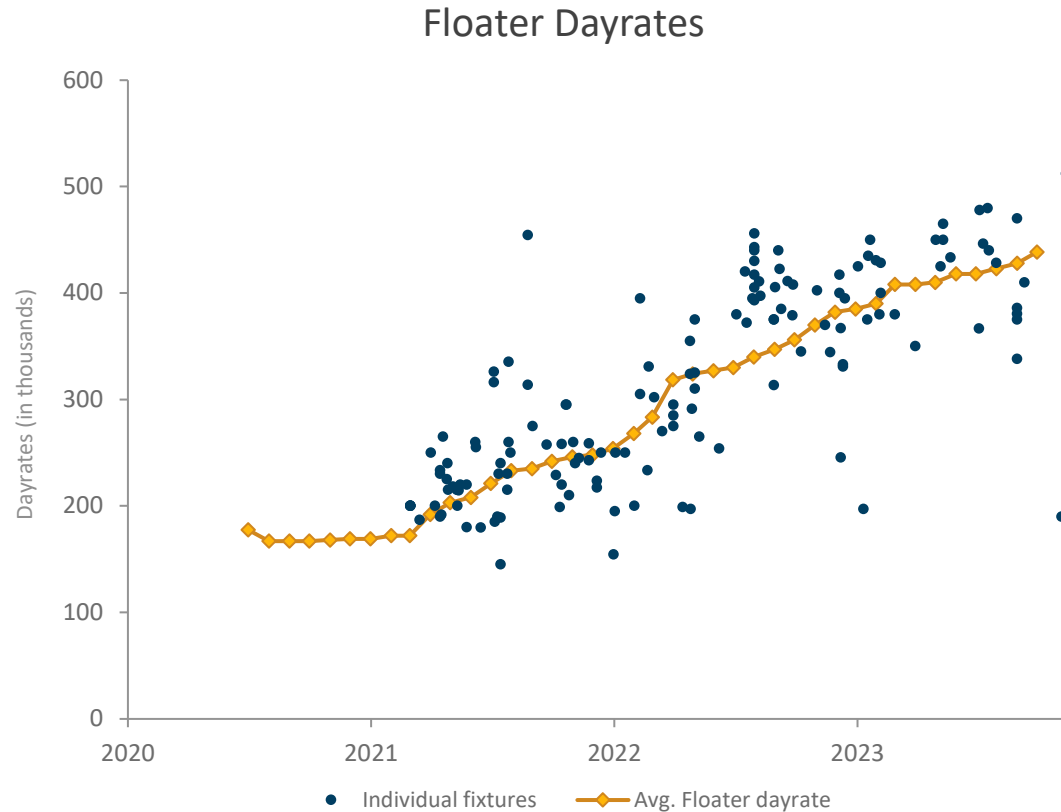
Source: Wood Mackenzie, Company Reports, Barclays Research



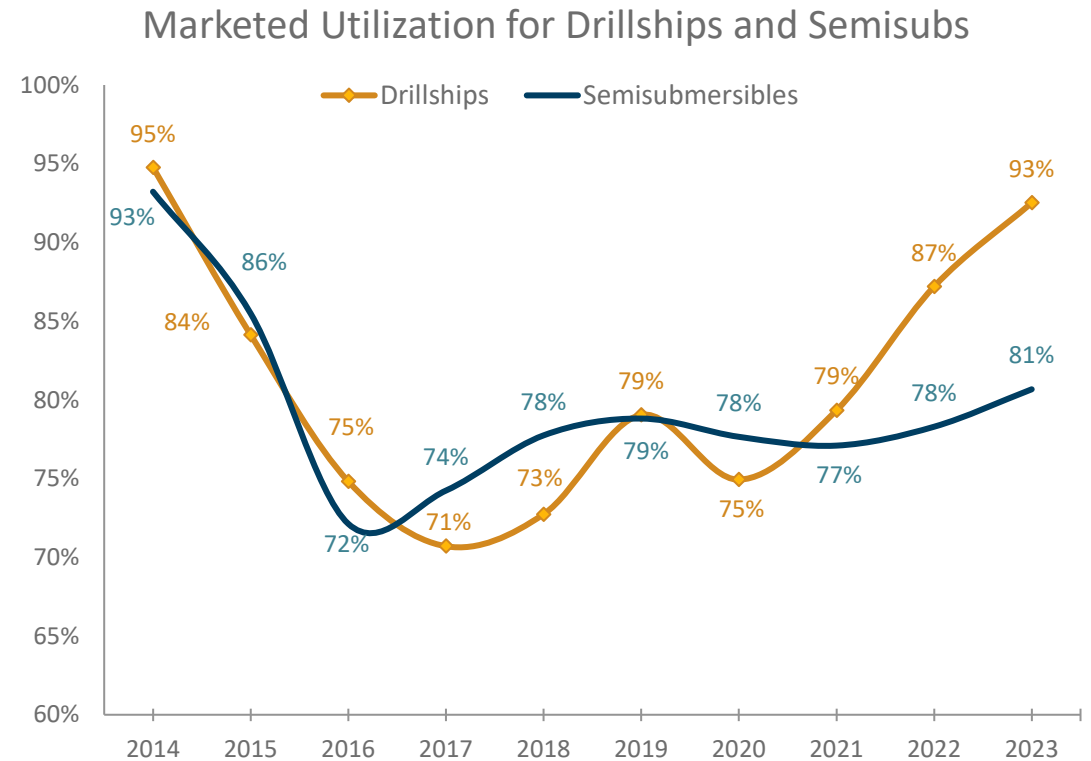
Source: Wood Mackenzie, Company Reports, Barclays Research

Dayrates and Marketed Utilization Continue to Improve

- Dayrates and marketed utilization at highest levels since prior peak



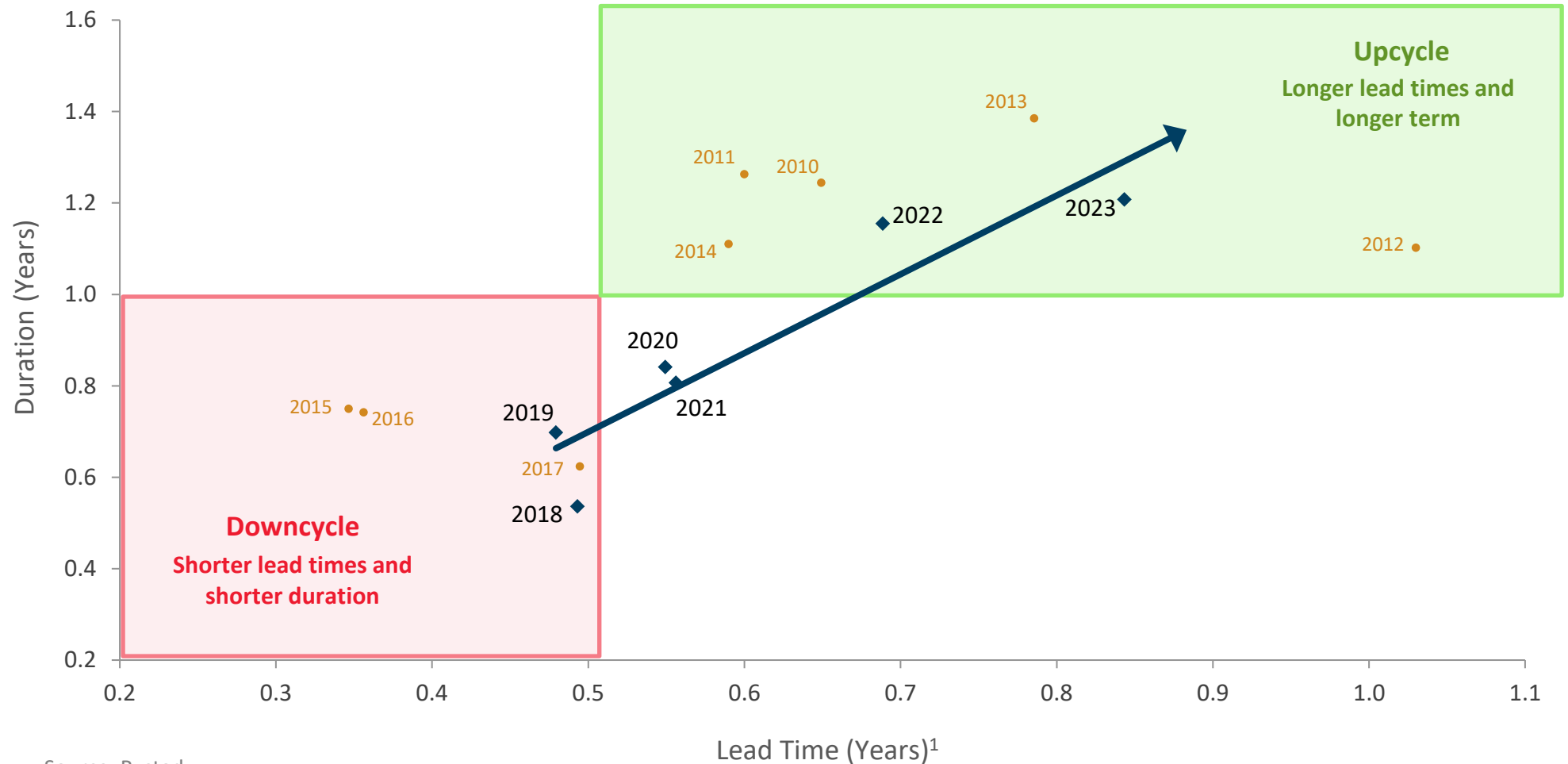
Sources: Clarksons Platou Securities AS, Clarksons Research Services Ltd., RigLogix



Source: S&P Global

Contract Lead Times and Durations Confirm Upcycle

- 2023 fixtures confirm industry upcycle



Source: Rystad

1) Represents time from contract execution to contract commencement. 2023 does not include awards expected from recent Petrobras tenders.



Diamond Offshore

Investment Highlights and
Financial Profile





Key Company Highlights

Recovery in Offshore Drilling

Improving market fundamentals leading to contracting dayrates of \$400k-\$475k/day for high spec 7G ultra deepwater drillships; DO marketed fleet is 75% contracted for 2024¹ at meaningfully higher dayrates

High Quality Fleet

Technically capable drillship fleet with a rig portfolio of high spec 7G ultra deepwater drillships and semis levered to the best markets and demand dynamics

Deepwater Driller of Choice

DO is a preferred partner with long relationships with major multinational energy companies across all geographies

High Utilization of Fleet

The quality of Diamond's rigs and services is demonstrated by 92% average marketed utilization from 2017-2022 for its full fleet, and in excess of 98% for its BlackShips over the same period

High Relative Backlog

\$256mm in recent backlog wins reflects strong customer relationships, operational excellence and safety performance

Improving Financial Performance & Line of Sight to Deleveraging

Targeting decreased leverage to ~1.0 to 1.5x by YE 2024; company will have no near-term maturities and reducing capital intensity from completion of reactivation expenditures, and ample liquidity

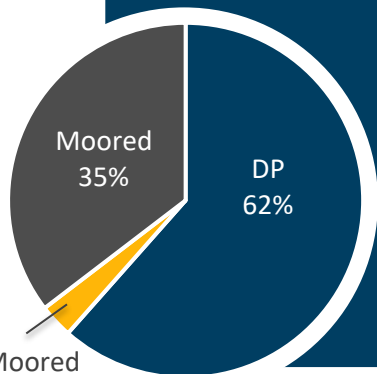
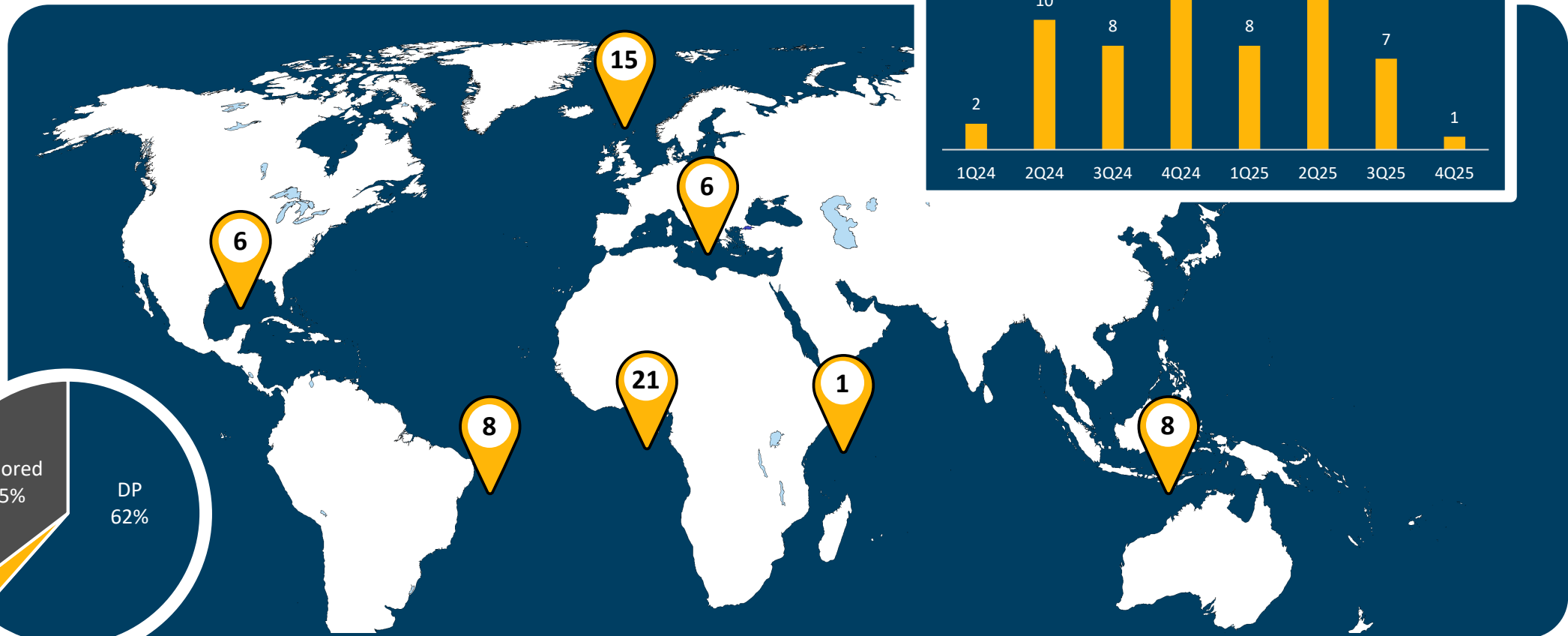
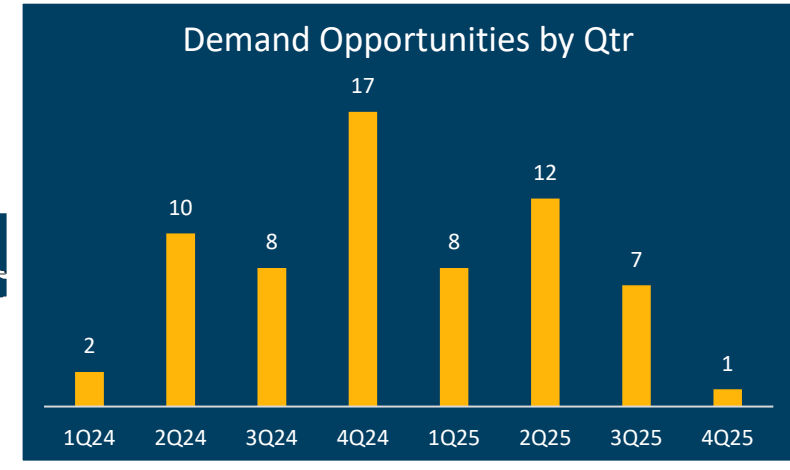
Source: Company filings and disclosures

1) Includes priced options for the BlackHawk and GreatWhite.

65 Floater Opportunities¹ Commencing through 2025



- **65** opportunities
- **77** rig years of demand
- **38** customers

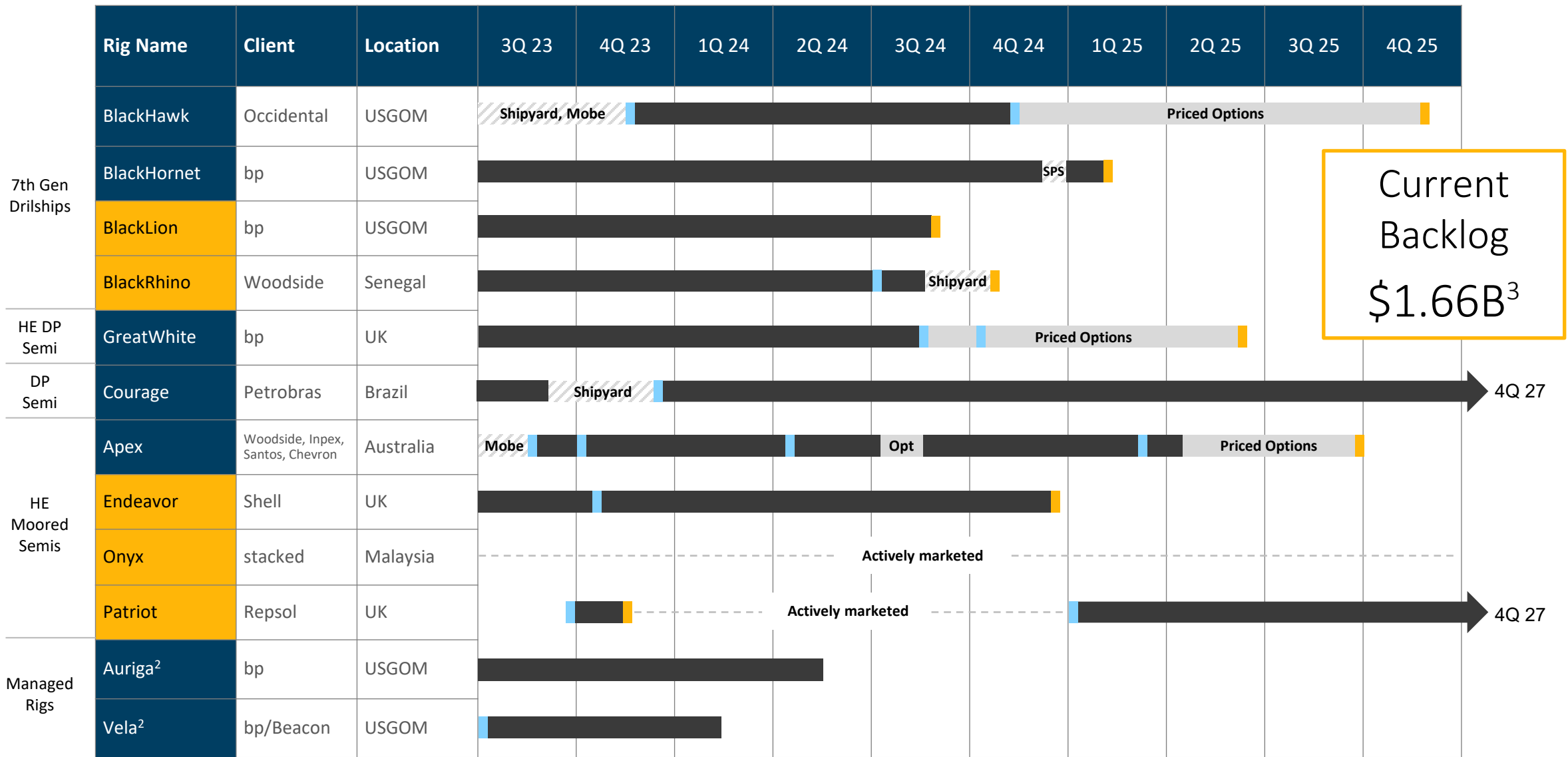


DP/Moored
3%

1) Source: Diamond Offshore marketing analysis – represents opportunities that have been published or privately discussed with operators.



Diamond Fleet Status¹



■ Near-term repricing opportunities
 ■ Indicates contracted dayrate increases
■ Indicates repricing opportunities

Note: HE = Harsh Environment. DP = Dynamically Positioned. Excludes rigs not currently marketed.
 1) As of Nov 7, 2023. 2) Managed rigs. Assumes rigs no longer managed after firm term.
 3) As of Oct 1, 2023 plus contracts announced Nov 6, 2023 and Nov 13, 2023.



Illustrative EBITDA and Cash Flow Potential

Key asset classes	Highlights	Hypothetical Day Rates (\$000s Per Day)	Illustrative Annual Rig EBITDA potential (\$M) ²
4x 7th gen. UDW Drillships	<ul style="list-style-type: none"> Best-in-class UDW Drillships Attractive availability windows Fully contracted since delivery 	\$430 – \$500	\$348m – \$418m
1x HE DP Semi	<ul style="list-style-type: none"> Unique asset built for ultra harsh opportunities Contract commenced Q1 '23 	\$285 – \$450	\$61m – \$112m
1x Benign DP Semi	<ul style="list-style-type: none"> Brazil awarded multiple rigs for 2023+ Committed into 2027 Low Opex with fully nationalized crews 	\$275 – \$325	\$45m – \$58m
4x HE Moored Semis ¹	<ul style="list-style-type: none"> Supply side drastically changed Typically follows tightening UDW market Cost and emission friendly 	\$170 – \$350	\$139m – \$192m
			\$593m – \$780m
Approximate G&A and Indirect Costs ³			(\$165m) – (\$180m)
Illustrative EBITDA Potential			\$428m – \$600m
Additional Cash Payments ⁴			(\$175m) – (\$200m)
Illustrative Free-Cash Flow Potential			\$253m – \$400m

- 2 x stacked moored semis and managed units not included in EBITDA calculation
- Assumes 100% utilization for benign DP semi, 95% for drillships/HE DP semi, and 85% for HE moored semis. Assumes revenue efficiency of 95% for all classes.
- Includes SG&A, shorebase and indirect costs
- Includes average annual capex, taxes, interest and BOP Lease payments



Profitable Growth

- ◆ Recent contract wins at improving dayrates drive EBITDA and cashflow growth
- ◆ Favorable repricing opportunities with contract renewals in 2024 and 2025



Investment Focus

- ◆ Significant EBITDA and cashflow expansion in 2024 and 2025
- ◆ Disciplined approach to capital deployment



High-Spec Fleet and Best-in-Class Customers

- ◆ A demonstrated history of operating a high spec fleet
- ◆ Has maintained long-standing relationships with blue chip clients



High-Quality Credit

- ◆ Minimal near-term maturities, ample liquidity and substantial deleveraging

The Diamond Difference™



DIAMOND
OFFSHORE

Kevin Bordosky

Senior Director – Investor Relations

Phone: +1.281.647.4035

E-mail: ir@dodi.com

diamondoffshore.com